










# RESULTS

## INDO PACIFIC CHAMPIONSHIPS 2006

12/07/2006








DOUBLE MINI - 10-12 Years Male Pre-Lims		J1	J2	J3	J4	J5	Diff	Points	Pen	Total
1	 <b>Tom Townson</b> Canada	Rnd.1: 9.3 Rnd.2: 9.1	9.2 9.2	9.2 9.1	9.2 9.2	9.3 9.3	4.4 3.1	32.1 30.6		62.7
2	 <b>Matthew Muller</b> South Africa	Rnd.1: 9.3 Rnd.2: 9.3	9.4 9.2	9.5 9.2	9.5 9.2	9.5 9.1	3.1 3.0	31.5 30.6		62.1
3	 <b>Marcel Schreuder</b> South Africa	Rnd.1: 9.3 Rnd.2: 9.1	9.2 9.1	9.2 9.2	9.2 9.2	9.2 9.2	3.5 3.2	31.1 30.7		61.8
4	 <b>Zander Biewenga</b> South Africa	Rnd.1: 9.5 Rnd.2: 9.3	9.4 9.3	9.4 9.3	9.4 9.2	9.4 9.3	2.2 2.7	30.4 30.6		61.0
5	 <b>Shota Uchino</b> Japan	Rnd.1: 9.5 Rnd.2: 9.5	9.3 9.3	9.3 9.4	9.4 9.3	9.2 9.3	0.7 1.2	28.7 29.2		57.9
6	 <b>Jan-Daniel du Preez</b> South Africa	Rnd.1: 6.7 Rnd.2: 9.1	6.6 9.1	6.7 9.2	6.6 9.3	6.6 9.2	2.0 3.3	21.9 30.8		52.7
7	 <b>Xolani Nxumalo</b> South Africa	Rnd.1: 0.0 Rnd.2: 9.1	0.0 9.2	0.0 9.3	0.0 9.3	0.0 9.3		0.0 31.4		31.4



# RESULTS

## INDO PACIFIC CHAMPIONSHIPS 2006

12/07/2006

DOUBLE MINI - 13-14 Years Male Finals		J1	J2	J3	J4	J5	Diff	Points	Pen	Total
1	 <b>Curtis Gerein</b> Canada	Rnd.1: 9.4 Rnd.2: 9.4	9.3 9.4	9.4 9.4	9.3 9.3	9.4 9.4	6.0 6.4	34.1 34.6		68.7
2	 <b>Marcel Cronje</b> South Africa	Rnd.1: 9.1 Rnd.2: 9.2	9.2 9.3	9.2 9.3	9.1 9.3	9.2 9.3	3.2 3.4	30.7 31.3		62.0
3	 <b>Mitsuharu Murata</b> Japan	Rnd.1: 9.3 Rnd.2: 9.1	9.3 9.2	9.3 9.2	9.3 9.2	9.2 9.1	3.1 3.0	31.0 30.5		61.5
4	 <b>Sean Botha</b> South Africa	Rnd.1: 9.3 Rnd.2: 9.0	9.2 9.2	9.3 9.2	9.2 9.1	9.3 9.1	4.4 1.8	32.2 29.2		61.4
5	 <b>Shaun Swadling</b> Australia	Rnd.1: 8.8 Rnd.2: 9.1	8.8 9.3	8.9 9.3	8.9 9.3	9.0 9.4	2.7 2.5	29.3 30.4		59.7
6	 <b>Nelson Murray</b> Canada	Rnd.1: 9.4 Rnd.2: 6.7	9.4 6.8	9.4 6.7	9.4 6.7	9.5 6.7	3.6 0.7	31.8 20.8		52.6
5	 <b>Carel-David Rautenbach</b> Namibia	Rnd.1: 0.0 Rnd.2: 0.0	0.0 0.0	0.0 0.0	0.0 0.0	0.0 0.0		0.0 0.0		0.0



# RESULTS

## INDO PACIFIC CHAMPIONSHIPS 2006

12/07/2006

DOUBLE MINI - 15-16 Years Male Finals		J1	J2	J3	J4	J5	Diff	Points	Pen	Total
1	<b>Luke Friesen</b> Canada	Rnd.1: 9.4 Rnd.2: 9.5	9.3 9.5	9.3 9.5	9.3 9.4	9.3 9.4	6.8 6.4	34.7 34.8		69.5
2	<b>Kierran Tuhi</b> New Zealand	Rnd.1: 9.5 Rnd.2: 9.3	9.5 9.4	9.5 9.4	9.5 9.4	9.5 9.3	6.4 6.0	34.9 34.1		69.0
3	<b>Jack Penny</b> Australia	Rnd.1: 9.3 Rnd.2: 9.6	9.4 9.4	9.5 9.5	9.5 9.4	9.5 9.5	5.6 5.6	34.0 34.0		68.0
4	<b>Reece Thompson</b> Australia	Rnd.1: 9.3 Rnd.2: 9.2	9.2 9.0	9.4 9.0	9.4 9.1	9.4 9.1	5.2 6.0	33.3 33.2		66.5
5	<b>Cedric Belisle</b> Canada	Rnd.1: 9.3 Rnd.2: 9.3	9.4 9.4	9.4 9.4	9.4 9.3	9.4 9.4	4.1 4.0	32.3 32.1		64.4
6	<b>Jean Jacques Viviers</b> South Africa	Rnd.1: 9.2 Rnd.2: 9.0	9.1 9.1	9.1 9.1	9.3 9.3	9.2 9.2	4.0 4.4	31.5 31.8		63.3
7	<b>Matthew Wood</b> South Africa	Rnd.1: 9.3 Rnd.2: 6.7	9.5 6.7	9.5 6.8	9.3 6.7	9.3 6.7	5.2 2.4	33.3 22.5		55.8
8	<b>Samuel Granger</b> New Zealand	Rnd.1: 9.2 Rnd.2: 6.6	9.2 6.6	9.1 6.6	9.3 6.6	9.3 6.6	6.0	33.7 19.8		53.5
9	<b>Tiaki Temiha</b> Australia	Rnd.1: 6.6 Rnd.2: 9.0	6.6 9.0	6.6 9.0	6.6 9.2	6.7 9.2	2.0 2.4	21.8 29.6		51.4
10	<b>Steven Empedocles</b> South Africa	Rnd.1: 9.2 Rnd.2: 0.0	9.1 0.0	9.1 0.0	9.4 0.0	9.3 0.0	4.3	31.9 0.0		31.9



# RESULTS

## INDO PACIFIC CHAMPIONSHIPS 2006

12/07/2006







DOUBLE MINI - 17+ Years Male Finals		J1	J2	J3	J4	J5	Diff	Points	Pen	Total
1	<b>TY Swadling</b> Australia	Rnd.1: 9.4 Rnd.2: 9.3	9.4 9.2	9.5 9.3	9.3 9.1	9.3 9.2	6.4 7.2	34.5 34.9		69.4
2	<b>Yuma Shimakawa</b> Japan	Rnd.1: 9.4 Rnd.2: 9.2	9.3 9.3	9.4 9.3	9.2 9.2	9.4 9.2	5.2 6.0	33.3 33.7		67.0
3	<b>Phillip Henry</b> New Zealand	Rnd.1: 8.9 Rnd.2: 9.2	9.0 9.3	9.1 9.3	9.1 9.3	9.1 9.3	5.6 4.8	32.8 32.7		65.5
4	<b>James Buckingham</b> Australia	Rnd.1: 9.3 Rnd.2: 9.1	9.1 9.1	9.2 8.9	9.2 9.1	9.3 9.1	4.8 4.8	32.5 32.1		64.6
5	<b>Kasper Janse van Vuuren</b> South Africa	Rnd.1: 8.9 Rnd.2: 9.2	9.0 9.1	8.7 9.2	8.9 9.1	8.9 9.1	5.2 5.2	31.9 32.6		64.5
6	<b>James Crawford</b> New Zealand	Rnd.1: 9.3 Rnd.2: 8.9	9.3 8.7	9.2 8.9	9.3 8.9	9.3 8.9	4.8 4.8	32.7 31.5		64.2
7	<b>Frikkie Botes</b> Namibia	Rnd.1: 9.4 Rnd.2: 8.9	9.5 8.9	9.3 8.9	9.4 8.9	9.3 8.8	3.7 4.8	31.8 31.5		63.3
8	<b>Christopher Bailey</b> Australia	Rnd.1: 8.8 Rnd.2: 6.6	8.8 6.5	8.7 6.6	8.9 6.6	8.8 6.6	5.2 2.4	31.6 22.2		53.8
9	<b>Offering Tlaka</b> South Africa	Rnd.1: 9.5 Rnd.2: 0.0	9.3 0.0	9.5 0.0	9.3 0.0	9.3 0.0	8.4	36.5 0.0		36.5
10	<b>Arno Kruger</b> South Africa	Rnd.1: 0.0 Rnd.2: 8.8	0.0 8.8	0.0 8.8	0.0 8.7	0.0 8.8		0.0 31.2		31.2



# RESULTS

## INDO PACIFIC CHAMPIONSHIPS 2006

12/07/2006

DOUBLE MINI - 10-12 Years Female Finals		J1	J2	J3	J4	J5	Diff	Points	Pen	Total
1	 <b>Alexandra Land</b> Australia	Rnd.1: 9.4 Rnd.2: 9.6	9.4 9.4	9.4 9.5	9.3 9.4	9.3 9.5	3.3 3.0	31.4 31.4		62.8
2	 <b>Christine Hansen</b> South Africa	Rnd.1: 9.1 Rnd.2: 9.2	9.2 9.2	9.2 9.3	9.2 9.2	9.2 9.3	1.5 3.2	29.1 30.9		60.0
3	 <b>Sarah Howe</b> New Zealand	Rnd.1: 9.2 Rnd.2: 9.5	9.3 9.4	9.2 9.3	9.3 9.3	9.3 9.4	2.2 1.8	30.0 29.9		59.9
4	 <b>Kayla Selkirk</b> South Africa	Rnd.1: 9.4 Rnd.2: 9.2	9.3 9.3	9.4 9.2	9.3 9.1	9.3 9.2	1.6 2.5	29.6 30.1		59.7
5	 <b>Anecia Badenhorst</b> South Africa	Rnd.1: 6.7 Rnd.2: 9.3	6.7 9.3	6.7 9.3	6.7 9.2	6.7 9.1	1.2 3.0	21.3 30.8		52.1
6	 <b>Marli Droomer</b> South Africa	Rnd.1: 0.0 Rnd.2: 9.4	0.0 9.5	0.0 9.3	0.0 9.3	0.0 9.4		0.0 31.6		31.6



# RESULTS

## INDO PACIFIC CHAMPIONSHIPS 2006

12/07/2006









DOUBLE MINI - 13-14 Years Female Finals		J1	J2	J3	J4	J5	Diff	Points	Pen	Total
1	<b>Lize Mostert</b> South Africa	Rnd.1: 9.0 Rnd.2: 9.5	9.3 9.4	9.4 9.3	9.3 9.2	9.2 9.4	4.4 4.4	32.2 32.5		64.7
2	<b>Marlise Keller</b> South Africa	Rnd.1: 9.1 Rnd.2: 9.1	9.2 9.2	9.3 9.3	9.3 9.2	9.1 9.2	4.4 4.4	32.0 32.0		64.0
3	<b>Jordyn McLean</b> New Zealand	Rnd.1: 9.4 Rnd.2: 9.2	9.2 9.4	9.4 9.4	9.3 9.4	9.3 9.3	4.4 3.3	32.4 31.4		63.8
4	<b>Kaitlyn Duignan</b> Australia	Rnd.1: 9.5 Rnd.2: 9.6	9.5 9.5	9.5 9.5	9.5 9.5	9.5 9.4	3.3 3.0	31.8 31.5		63.3
5	<b>Lauren Ensworth</b> Canada	Rnd.1: 9.2 Rnd.2: 9.2	9.4 9.3	9.2 9.4	9.3 9.4	9.3 9.4	3.0 3.9	30.8 32.0		62.8
6	<b>Josie Te Rata</b> New Zealand	Rnd.1: 9.4 Rnd.2: 9.4	9.3 9.5	9.4 9.4	9.4 9.5	9.2 9.4	2.9 2.9	31.0 31.2		62.2
7	<b>Chika Uchiyama</b> Japan	Rnd.1: 9.5 Rnd.2: 9.4	9.4 9.5	9.4 9.5	9.5 9.6	9.4 9.4	1.8 1.6	30.1 30.0		60.1
8	<b>Isabella Kerr</b> Australia	Rnd.1: 9.2 Rnd.2: 9.1	9.1 9.3	9.1 9.3	9.1 9.2	9.2 9.2	2.7 2.2	30.1 29.9		60.0
9	<b>Madeleine Johnson</b> Australia	Rnd.1: 6.7 Rnd.2: 9.4	6.7 9.4	6.7 9.4	6.7 9.3	6.6 9.3	2.4 5.2	22.5 33.3		55.8
10	<b>Lee-Anne Morrison</b> South Africa	Rnd.1: 9.4 Rnd.2: 6.6	9.3 6.7	9.4 6.7	9.3 6.7	9.3 6.6	3.0 2.4	31.0 22.4		53.4



# RESULTS

## INDO PACIFIC CHAMPIONSHIPS 2006

12/07/2006






DOUBLE MINI - 15-16 Years Female Finals		J1	J2	J3	J4	J5	Diff	Points	Pen	Total
1	 <b>Katrina Yeoman</b> Australia	Rnd.1: 9.1 Rnd.2: 9.4	9.3 9.4	9.3 9.4	9.2 9.3	9.3 9.4	5.6 5.2	33.4 33.4		66.8
2	 <b>Kimberley Shae</b> New Zealand	Rnd.1: 9.4 Rnd.2: 9.4	9.5 9.5	9.4 9.4	9.4 9.3	9.4 9.5	5.2 4.8	33.4 33.1		66.5
3	 <b>Nicola Press</b> New Zealand	Rnd.1: 9.5 Rnd.2: 9.5	9.5 9.5	9.5 9.4	9.5 9.4	9.5 9.5	3.3 3.3	31.8 31.7		63.5
4	 <b>Mieneke Prins</b> South Africa	Rnd.1: 9.4 Rnd.2: 9.0	9.4 9.3	9.5 9.3	9.4 9.2	9.5 9.3	3.0 3.2	31.3 31.0		62.3
5	 <b>Courtney Visser</b> South Africa	Rnd.1: 9.0 Rnd.2: 9.2	9.2 9.4	9.1 9.3	9.1 9.2	9.1 9.4	3.4 3.2	30.7 31.1		61.8
6	 <b>Erika Matsuo</b> Japan	Rnd.1: 9.5 Rnd.2: 9.2	9.5 9.1	9.5 9.2	9.5 9.1	9.6 9.2	1.7 3.0	30.2 30.5		60.7
7	 <b>Alana McLellan</b> Canada	Rnd.1: 6.7 Rnd.2: 9.1	6.8 9.2	6.7 9.2	6.8 9.2	6.8 9.2	0.7 5.2	21.0 32.8		53.8
8	 <b>Jessie Shaw</b> New Zealand	Rnd.1: 6.8 Rnd.2: 9.5	6.8 9.4	6.8 9.5	6.8 9.5	6.8 9.4	0.6 2.9	21.0 31.3		52.3



# RESULTS

## INDO PACIFIC CHAMPIONSHIPS 2006

12/07/2006







DOUBLE MINI - 17+ Years Female Finals		J1	J2	J3	J4	J5	Diff	Points	Pen	Total
1	 <b>Jessica Lewis</b> Australia	Rnd.1: 9.2 Rnd.2: 9.4	9.3 9.5	9.3 9.6	9.2 9.5	9.4 9.6	4.4 3.4	32.2 32.0		64.2
2	 <b>Patricia Dwyer</b> New Zealand	Rnd.1: 8.9 Rnd.2: 9.3	8.8 9.2	8.8 9.3	8.8 9.2	8.8 9.2	4.8 4.8	31.2 32.5		63.7
3	 <b>Dannielle Ayrton</b> Australia	Rnd.1: 9.3 Rnd.2: 9.0	9.3 9.2	9.2 9.1	9.2 9.1	9.3 9.1	3.7 4.4	31.5 31.7		63.2
4	 <b>Jessie Tulett</b> Australia	Rnd.1: 9.5 Rnd.2: 9.4	9.5 9.4	9.5 9.3	9.4 9.4	9.4 9.4	3.0 3.4	31.4 31.6		63.0
5	 <b>Yuho Nakata</b> Japan	Rnd.1: 9.3 Rnd.2: 9.5	9.3 9.5	9.1 9.5	9.1 9.5	9.1 9.5	2.9 1.8	30.4 30.3		60.7



# RESULTS

## INDO PACIFIC CHAMPIONSHIPS 2006

12/07/2006








DOUBLE MINI - 10-12 Years Female Pre-Lims		J1	J2	J3	J4	J5	Diff	Points	Pen	Total
1	 <b>Marli Droomer</b> South Africa	Rnd.1: 9.6 Rnd.2: 9.5	9.4 9.5	9.5 9.5	9.4 9.4	9.5 9.4	2.9 2.1	31.3 30.5		61.8
2	 <b>Alexandra Land</b> Australia	Rnd.1: 9.5 Rnd.2: 9.6	9.4 9.5	9.4 9.5	9.5 9.4	9.4 9.4	1.8 2.7	30.1 31.1		61.2
3	 <b>Sarah Howe</b> New Zealand	Rnd.1: 9.5 Rnd.2: 9.4	9.5 9.3	9.5 9.4	9.5 9.4	9.5 9.4	1.6 2.0	30.1 30.2		60.3
4	 <b>Anecia Badenhorst</b> South Africa	Rnd.1: 9.3 Rnd.2: 9.5	9.3 9.4	9.4 9.3	9.2 9.3	9.3 9.3	2.7 1.7	30.6 29.7		60.3
5	 <b>Christine Hansen</b> South Africa	Rnd.1: 9.3 Rnd.2: 9.4	9.2 9.4	9.3 9.4	9.3 9.3	9.3 9.3	1.7 1.6	29.6 29.7		59.3
6	 <b>Kayla Selkirk</b> South Africa	Rnd.1: 9.5 Rnd.2: 9.3	9.4 9.3	9.4 9.3	9.3 9.2	9.3 9.4	1.3 1.6	29.4 29.5		58.9



# RESULTS

## INDO PACIFIC CHAMPIONSHIPS 2006

12/07/2006













DOUBLE MINI - 10-12 Years Male Finals		J1	J2	J3	J4	J5	Diff	Points	Pen	Total
1	 <b>Xolani Nxumalo</b> South Africa	Rnd.1: 9.4 Rnd.2: 9.3	9.4 9.3	9.3 9.4	9.2 9.2	9.3 9.3	3.4 4.4	31.4 32.3		63.7
2	 <b>Matthew Muller</b> South Africa	Rnd.1: 9.5 Rnd.2: 9.6	9.4 9.3	9.3 9.3	9.2 9.2	9.3 9.3	3.3 4.4	31.3 32.3		63.6
3	 <b>Tom Townson</b> Canada	Rnd.1: 9.1 Rnd.2: 9.6	9.1 9.3	9.1 9.2	9.0 9.3	9.1 9.4	4.4 3.2	31.7 31.2		62.9
4	 <b>Zander Biewenga</b> South Africa	Rnd.1: 9.4 Rnd.2: 9.3	9.4 9.3	9.4 9.3	9.4 9.3	9.3 9.4	3.0 3.3	31.2 31.2		62.4
5	 <b>Jan-Daniel du Preez</b> South Africa	Rnd.1: 9.4 Rnd.2: 9.1	9.2 9.1	9.4 9.3	9.4 9.2	9.4 9.2	2.9 3.2	31.1 30.7		61.8
6	 <b>Marcel Schreuder</b> South Africa	Rnd.1: 9.3 Rnd.2: 9.3	9.3 9.2	9.3 9.4	9.2 9.2	9.2 9.1	3.0 2.9	30.8 30.6		61.4
7	 <b>Shota Uchino</b> Japan	Rnd.1: 9.4 Rnd.2: 9.5	9.4 9.4	9.4 9.3	9.3 9.3	9.4 9.3	1.3 1.7	29.5 29.7		59.2



# RESULTS

## INDO PACIFIC CHAMPIONSHIPS 2006

12/07/2006








DOUBLE MINI - 13-14 Years Female Pre-Lims		J1	J2	J3	J4	J5	Diff	Points	Pen	Total
1	 <b>Lize Mostert</b> South Africa	Rnd.1: 9.5 Rnd.2: 9.5	9.5 9.5	9.4 9.5	9.3 9.3	9.3 9.4	3.3 3.6	31.5 32.0		63.5
2	 <b>Lee-Anne Morrison</b> South Africa	Rnd.1: 9.3 Rnd.2: 9.1	9.3 9.1	9.3 9.1	9.2 9.1	9.2 9.1	3.3 3.6	31.1 30.9		62.0
3	 <b>Lauren Ensworth</b> Canada	Rnd.1: 9.2 Rnd.2: 9.0	9.2 9.1	9.1 9.1	9.2 9.1	9.2 9.1	3.2 3.5	30.8 30.8		61.6
4	 <b>Marlise Keller</b> South Africa	Rnd.1: 9.3 Rnd.2: 8.9	9.3 8.9	9.3 9.0	9.3 8.9	9.3 9.0	3.6 3.3	31.5 30.1		61.6
5	 <b>Nikita Scott</b> South Africa	Rnd.1: 9.3 Rnd.2: 9.0	9.4 9.0	9.4 9.0	9.3 8.9	9.3 8.9	3.4 3.2	31.4 30.1		61.5
6	 <b>Josie Te Rata</b> New Zealand	Rnd.1: 9.4 Rnd.2: 9.5	9.1 9.5	9.2 9.4	9.2 9.5	9.2 9.3	2.7 1.3	30.3 29.7		60.0
7	 <b>Jordyn McLean</b> New Zealand	Rnd.1: 9.4 Rnd.2: 8.9	9.5 9.1	9.4 9.1	9.3 9.1	9.4 9.1	2.7 1.8	30.9 29.1		60.0
8	 <b>Isabella Kerr</b> Australia	Rnd.1: 9.5 Rnd.2: 9.4	9.4 9.3	9.4 9.3	9.4 9.5	9.3 9.4	1.8 1.8	30.0 29.9		59.9
9	 <b>Kaitlyn Duignan</b> Australia	Rnd.1: 9.2 Rnd.2: 8.8	9.1 8.9	9.2 8.9	9.2 8.8	9.2 8.8	2.7 3.1	30.3 29.6		59.9
10	 <b>Chika Uchiyama</b> Japan	Rnd.1: 9.4 Rnd.2: 9.1	9.4 9.2	9.5 9.4	9.6 9.4	9.3 9.4	1.2 1.2	29.5 29.2		58.7
11	 <b>Bianca Budler</b> South Africa	Rnd.1: 6.6 Rnd.2: 9.2	6.5 9.2	6.6 9.3	6.6 9.3	6.6 9.2	2.0 5.6	21.8 33.3		55.1
12	 <b>Madeleine Johnson</b> Australia	Rnd.1: 6.7 Rnd.2: 9.1	6.6 9.1	6.6 9.1	6.6 9.2	6.6 9.2	2.0 5.2	21.8 32.6		54.4



# RESULTS

## INDO PACIFIC CHAMPIONSHIPS 2006

12/07/2006









DOUBLE MINI - 13-14 Years Male Pre-Lims		J1	J2	J3	J4	J5	Diff	Points	Pen	Total
1	 <b>Curtis Gerein</b> Canada	Rnd.1: 9.0 Rnd.2: 9.2	9.1 9.3	9.1 9.3	9.0 9.4	9.1 9.4	6.0 5.1	33.2 33.1		66.3
2	 <b>Marcel Cronje</b> South Africa	Rnd.1: 9.2 Rnd.2: 9.1	9.1 9.2	9.3 9.2	9.2 9.2	9.2 9.2	3.5 3.3	31.1 30.9		62.0
3	 <b>Sean Botha</b> South Africa	Rnd.1: 9.3 Rnd.2: 9.3	9.4 9.3	9.5 9.4	9.4 9.2	9.5 9.3	2.1 2.9	30.4 30.8		61.2
4	 <b>Nelson Murray</b> Canada	Rnd.1: 8.9 Rnd.2: 8.6	8.9 8.6	8.9 8.6	8.9 8.7	8.9 8.9	5.2 3.4	31.9 29.3		61.2
5	 <b>Shaun Swadling</b> Australia	Rnd.1: 9.2 Rnd.2: 9.3	9.3 9.2	9.2 9.2	9.4 9.3	9.4 9.3	1.6 2.1	29.5 29.9		59.4
6	 <b>Mitsuharu Murata</b> Japan	Rnd.1: 8.9 Rnd.2: 6.7	8.9 6.7	8.9 6.6	8.9 6.7	8.9 6.6	2.7 0.5	29.4 20.5		49.9
5	 <b>Carel-David Rautenbach</b> Namibia	Rnd.1: 0.0 Rnd.2: 0.0	0.0 0.0	0.0 0.0	0.0 0.0	0.0 0.0		0.0 0.0		0.0



# RESULTS

## INDO PACIFIC CHAMPIONSHIPS 2006

12/07/2006

DOUBLE MINI - 15-16 Years Female Pre-Lims		J1	J2	J3	J4	J5	Diff	Points	Pen	Total
1	 <b>Kimberley Shae</b> New Zealand	Rnd.1: 9.7 Rnd.2: 9.6	9.5 9.5	9.6 9.6	9.7 9.6	9.7 9.7	3.1 3.7	32.1 32.5		64.6
2	 <b>Mieneke Prins</b> South Africa	Rnd.1: 9.3 Rnd.2: 9.0	9.3 9.2	9.4 9.4	9.4 9.1	9.5 9.2	3.3 4.0	31.4 31.5		62.9
3	 <b>Courtney Visser</b> South Africa	Rnd.1: 9.5 Rnd.2: 9.6	9.4 9.6	9.5 9.6	9.4 9.5	9.5 9.6	2.9 1.6	31.3 30.4		61.7
4	 <b>Jessie Shaw</b> New Zealand	Rnd.1: 9.6 Rnd.2: 9.7	9.6 9.6	9.7 9.7	9.7 9.8	9.6 9.7	1.3 1.2	30.2 30.3		60.5
5	 <b>Nicola Press</b> New Zealand	Rnd.1: 9.5 Rnd.2: 9.4	9.3 9.4	9.6 9.5	9.6 9.4	9.6 9.5	1.6 1.8	30.3 30.1		60.4
6	 <b>Erika Matsuo</b> Japan	Rnd.1: 9.2 Rnd.2: 9.3	9.3 9.5	9.4 9.4	9.1 9.3	9.5 9.4	1.3 1.6	29.2 29.7		58.9
7	 <b>Katrina Yeoman</b> Australia	Rnd.1: 9.2 Rnd.2: 6.6	9.4 6.6	9.3 6.7	9.3 6.6	9.4 6.6	5.6 2.8	33.6 22.6		56.2
8	 <b>Alana McLellan</b> Canada	Rnd.1: 6.6 Rnd.2: 9.4	6.6 9.2	6.5 9.4	6.6 9.4	6.6 9.3	2.8 4.3	22.6 32.4		55.0



# RESULTS

## INDO PACIFIC CHAMPIONSHIPS 2006

12/07/2006







DOUBLE MINI - 15-16 Years Male Pre-Lims		J1	J2	J3	J4	J5	Diff	Points	Pen	Total
1	<b>Matthew Wood</b> South Africa	Rnd.1: 9.4 Rnd.2: 9.6	9.3 9.5	9.4 9.5	9.4 9.5	9.3 9.4	5.6 5.6	33.7 34.1		67.8
2	<b>Jack Penny</b> Australia	Rnd.1: 9.2 Rnd.2: 9.6	9.3 9.4	9.1 9.5	9.2 9.5	9.3 9.5	5.6 5.6	33.3 34.1		67.4
3	<b>Kierran Tuhi</b> New Zealand	Rnd.1: 9.3 Rnd.2: 9.2	9.2 9.4	9.2 9.2	9.4 9.3	9.3 9.3	5.6 5.6	33.4 33.4		66.8
4	<b>Cedric Belisle</b> Canada	Rnd.1: 9.3 Rnd.2: 9.2	9.4 9.3	9.3 9.4	9.4 9.3	9.3 9.4	5.2 5.2	33.2 33.2		66.4
5	<b>Luke Friesen</b> Canada	Rnd.1: 9.3 Rnd.2: 8.9	9.1 8.8	9.2 8.9	9.2 8.9	9.2 8.9	6.8 5.2	34.4 31.9		66.3
6	<b>Reece Thompson</b> Australia	Rnd.1: 9.1 Rnd.2: 9.2	9.2 9.4	9.1 9.3	9.3 9.2	9.2 9.3	5.6 5.2	33.1 33.0		66.1
7	<b>Tiaki Temiha</b> Australia	Rnd.1: 9.2 Rnd.2: 9.3	9.4 9.3	9.3 9.3	9.3 9.3	9.3 9.4	5.2 4.8	33.1 32.7		65.8
8	<b>Samuel Granger</b> New Zealand	Rnd.1: 8.9 Rnd.2: 9.0	9.0 9.1	9.0 9.0	9.1 9.1	9.1 9.2	5.6 5.6	32.7 32.8		65.5
9	<b>Samuel Woolnough</b> Australia	Rnd.1: 9.4 Rnd.2: 9.3	9.3 9.3	9.2 9.2	9.3 9.1	9.3 9.2	4.8 4.8	32.7 32.5		65.2
10	<b>Steven Emedocles</b> South Africa	Rnd.1: 9.0 Rnd.2: 9.0	9.3 9.2	9.2 9.2	9.2 9.0	9.1 9.1	4.8 4.8	32.3 32.1		64.4
11	<b>Jean Jacques Viviers</b> South Africa	Rnd.1: 9.1 Rnd.2: 9.1	9.0 9.2	9.0 9.3	9.2 9.3	9.1 9.2	4.8 4.4	32.0 32.1		64.1
12	<b>Ramsay Geduld</b> South Africa	Rnd.1: 9.2 Rnd.2: 9.1	9.4 9.1	9.3 9.2	9.3 9.1	9.0 9.1	3.6 5.2	31.4 32.5		63.9
13	<b>Shohei Yamaguchi</b> Japan	Rnd.1: 9.3 Rnd.2: 9.3	9.3 9.2	9.4 9.3	9.4 9.3	9.4 9.3	2.7 3.1	30.8 31.0		61.8
14	<b>Matthew Holt</b> New Zealand	Rnd.1: 9.0 Rnd.2: 6.6	9.0 6.6	9.1 6.6	9.2 6.6	9.3 6.6	5.2 2.8	32.5 22.6		55.1
15	<b>Nathan McHardy</b> New Zealand	Rnd.1: 6.7 Rnd.2: 9.2	6.6 9.2	6.6 9.2	6.7 9.2	6.6 9.1	2.4 4.8	22.3 32.4		54.7
16	<b>Strike Nkuna</b> South Africa	Rnd.1: 0.0 Rnd.2: 9.4	0.0 9.3	0.0 9.4	0.0 9.2	0.0 9.2		0.0 34.3		34.3
	<b>Lucky Radebe</b> South Africa	Rnd.1: 0.0 Rnd.2: 0.0	0.0 0.0	0.0 0.0	0.0 0.0	0.0 0.0		0.0 0.0		0.0



# RESULTS

## INDO PACIFIC CHAMPIONSHIPS 2006

12/07/2006

DOUBLE MINI - 17+ Years Female Pre-Lims		J1	J2	J3	J4	J5	Diff	Points	Pen	Total
1	 <b>Patricia Dwyer</b> New Zealand	Rnd.1: 9.5 Rnd.2: 9.3	9.5 9.6	9.5 9.5	9.5 9.5	9.4 9.5	3.0 3.4	31.5 31.9		63.4
2	 <b>Jessica Lewis</b> Australia	Rnd.1: 9.5 Rnd.2: 9.4	9.5 9.5	9.4 9.5	9.5 9.5	9.4 9.5	2.7 3.1	31.1 31.6		62.7
3	 <b>Jessie Tulett</b> Australia	Rnd.1: 9.5 Rnd.2: 9.5	9.5 9.4	9.5 9.5	9.4 9.3	9.4 9.4	2.7 3.1	31.1 31.4		62.5
4	 <b>Dannielle Ayrton</b> Australia	Rnd.1: 9.5 Rnd.2: 9.4	9.4 9.3	9.4 9.4	9.5 9.3	9.5 9.3	2.7 3.1	31.1 31.1		62.2
5	 <b>Kirsten Wallace</b> New Zealand	Rnd.1: 9.2 Rnd.2: 9.5	9.3 9.5	9.3 9.5	9.2 9.6	9.3 9.6	2.7 1.8	30.5 30.4		60.9
6	 <b>Yuho Nakata</b> Japan	Rnd.1: 9.5 Rnd.2: 9.5	9.5 9.4	9.6 9.6	9.6 9.6	9.6 9.6	1.3 1.6	30.0 30.3		60.3



# RESULTS

## INDO PACIFIC CHAMPIONSHIPS 2006

12/07/2006







DOUBLE MINI - 17+ Years Male Pre-Lims		J1	J2	J3	J4	J5	Diff	Points	Pen	Total
1	<b>Offering Tlaka</b> South Africa	Rnd.1: 9.5 Rnd.2: 9.5	9.6 9.5	9.6 9.5	9.4 9.4	9.4 9.5	7.6 6.8	36.1 35.3		71.4
2	<b>TY Swadling</b> Australia	Rnd.1: 9.3 Rnd.2: 9.3	9.2 9.5	9.2 9.3	9.2 9.2	9.3 9.3	6.4 6.8	34.1 34.7		68.8
3	<b>Yuma Shimakawa</b> Japan	Rnd.1: 9.5 Rnd.2: 9.4	9.3 9.4	9.5 9.4	9.4 9.3	9.4 9.3	5.6 6.0	33.9 34.1		68.0
4	<b>Frikkie Botes</b> Namibia	Rnd.1: 9.4 Rnd.2: 9.5	9.2 9.4	9.4 9.4	9.2 9.5	9.2 9.4	5.2 5.6	33.0 33.9		66.9
5	<b>Kasper Janse van Vuuren</b> South Africa	Rnd.1: 9.5 Rnd.2: 9.5	9.4 9.4	9.3 9.5	9.4 9.4	9.4 9.3	5.2 5.2	33.4 33.5		66.9
6	<b>James Buckingham</b> Australia	Rnd.1: 9.4 Rnd.2: 9.3	9.1 9.3	9.3 9.3	9.3 9.4	9.3 9.4	5.2 5.6	33.1 33.6		66.7
7	<b>Arno Kruger</b> South Africa	Rnd.1: 9.3 Rnd.2: 9.4	9.1 9.3	9.1 9.3	9.1 9.3	9.2 9.3	5.2 6.0	32.6 33.9		66.5
8	<b>Christopher Bailey</b> Australia	Rnd.1: 8.9 Rnd.2: 9.1	8.9 9.0	8.9 9.2	9.0 9.3	8.9 9.2	6.0 6.0	32.7 33.5		66.2
9	<b>Phillip Henry</b> New Zealand	Rnd.1: 9.4 Rnd.2: 9.4	9.2 9.3	9.3 9.3	9.3 9.4	9.3 9.4	3.9 3.7	31.8 31.8		63.6
10	<b>Nicolaas Coetzee</b> South Africa	Rnd.1: 9.7 Rnd.2: 6.8	9.4 6.7	9.6 6.8	9.5 6.8	9.4 6.7	6.0 4.0	34.5 24.3		58.8
11	<b>James Crawford</b> New Zealand	Rnd.1: 9.1 Rnd.2: 6.8	9.1 6.7	9.0 6.7	9.1 6.7	9.1 6.7	4.4 0.6	31.7 20.7		52.4
12	<b>Kazuhiro Shimura</b> Japan	Rnd.1: 8.9 Rnd.2: 6.6	9.1 6.6	9.0 6.6	8.9 6.6	8.9 6.6	2.9 0.6	29.7 20.4		50.1
13	<b>Mitchell Lawrence</b> Australia	Rnd.1: 0.0 Rnd.2: 9.5	0.0 9.4	0.0 9.4	0.0 9.4	0.0 9.4		0.0 33.8		33.8
14	<b>Mamoru Uri</b> Japan	Rnd.1: 9.1 Rnd.2: 0.0	9.3 0.0	9.2 0.0	9.2 0.0	9.1 0.0	3.4	30.9 0.0		30.9
15	<b>Dewald Viljoen</b> South Africa	Rnd.1: 0.0 Rnd.2: 6.7	0.0 6.7	0.0 6.6	0.0 6.6	0.0 6.7		0.0 22.8		22.8



# RESULTS

## INDO PACIFIC CHAMPIONSHIPS 2006

12/07/2006

DOUBLE MINI - Snr International Male Pre-Lims		J1	J2	J3	J4	J5	Diff	Points	Pen	Total
1	 <b>Siphiwe Mosoang</b> South Africa	Rnd.1: 9.4 Rnd.2: 9.5	9.3 9.6	9.4 9.6	9.3 9.5	9.3 9.5	6.8 5.6	34.8 34.2		69.0
2	 <b>Morne Olivier</b> South Africa	Rnd.1: 9.6 Rnd.2: 9.6	9.5 9.5	9.5 9.5	9.5 9.5	9.5 9.4	5.6 5.6	34.1 34.1		68.2
3	 <b>Matthew Eldridge</b> Canada	Rnd.1: 9.5 Rnd.2: 9.4	9.3 9.3	9.4 9.3	9.4 9.4	9.3 9.3	5.6 6.4	33.7 34.4		68.1
4	 <b>Cory McNaught</b> New Zealand	Rnd.1: 9.4 Rnd.2: 8.9	9.3 8.8	9.2 8.8	9.4 8.9	9.3 9.0	6.4 6.0	34.4 32.6		67.0
5	 <b>Mark Foley</b> Canada	Rnd.1: 9.3 Rnd.2: 9.2	9.1 9.3	9.3 9.3	9.4 9.2	9.4 9.2	4.3 3.5	32.3 31.2		63.5
6	 <b>Lance Henry</b> New Zealand	Rnd.1: 0.0 Rnd.2: 9.5	0.0 9.5	0.0 9.5	0.0 9.5	0.0 9.3		0.0 32.1		32.1




# RESULTS

## INDO PACIFIC CHAMPIONSHIPS 2006

12/07/2006

### DOUBLE MINI - Snr International Female Pre-Lims

	J1	J2	J3	J4	J5	Diff	Points	Pen	Total
1  <b>Bridget Sugden</b> New Zealand	Rnd.1: 9.5 Rnd.2: 9.3	9.6 9.5	9.6 9.4	9.4 9.4	9.4 9.3	5.2 5.2	33.7 33.3		67.0




# RESULTS

## INDO PACIFIC CHAMPIONSHIPS 2006

12/07/2006

### DOUBLE MINI - Snr International Female Finals







		J1	J2	J3	J4	J5	Diff	Points	Pen	Total
1	 <b>Bridget Sugden</b> New Zealand	Rnd.1: 9.3	9.2	9.3	9.2	9.2	4.4	32.1		
		Rnd.2: 9.4	9.4	9.3	9.4	9.3	4.8	32.9		65.0



# RESULTS

## INDO PACIFIC CHAMPIONSHIPS 2006

12/07/2006

DOUBLE MINI - Snr International Male Finals		J1	J2	J3	J4	J5	Diff	Points	Pen	Total
1	 <b>Matthew Eldridge</b> Canada	Rnd.1: 9.4 Rnd.2: 9.2	9.3 9.1	9.2 9.1	9.1 9.3	9.2 9.2	8.0 7.6	35.7 35.1		70.8
2	 <b>Morne Olivier</b> South Africa	Rnd.1: 9.5 Rnd.2: 9.1	9.4 8.9	9.4 9.1	9.2 9.0	9.3 9.0	7.6 7.6	35.7 34.7		70.4
3	 <b>Mark Foley</b> Canada	Rnd.1: 9.2 Rnd.2: 9.4	9.2 9.3	9.3 9.4	9.2 9.1	9.2 9.1	6.8 6.4	34.4 34.2		68.6
4	 <b>Cory McNaught</b> New Zealand	Rnd.1: 9.0 Rnd.2: 9.1	8.7 9.1	8.8 9.1	9.1 9.1	9.0 9.2	6.8 6.8	33.6 34.1		67.7
5	 <b>Lance Henry</b> New Zealand	Rnd.1: 9.4 Rnd.2: 9.5	9.4 9.4	9.4 9.4	9.3 9.5	9.3 9.4	6.0 5.2	34.1 33.5		67.6
6	 <b>Siphiwe Mosoang</b> South Africa	Rnd.1: 8.7 Rnd.2: 9.2	9.0 9.3	8.9 9.3	8.8 9.2	8.8 9.1	6.8 6.4	33.3 34.1		67.4