










RESULTS

INDO PACIFIC CHAMPIONSHIPS 2006

12/07/2006








TUMBLING - Tumbling 13-14 Female Finals		J1	J2	J3	J4	J5	Diff	Points	Pen	Total
1	 Bianca Budler South Africa	Rnd.1: 8.5 Rnd.2: 0.0	8.5 0.0	8.4 0.0	8.3 0.0	8.5 0.0	5.6	31.0 0.0		31.0
2	 Lauren Ensworth Canada	Rnd.1: 8.4 Rnd.2: 0.0	8.4 0.0	8.0 0.0	8.2 0.0	8.4 0.0	4.2	29.2 0.0		29.2
3	 Jordyn McLean New Zealand	Rnd.1: 8.4 Rnd.2: 0.0	8.1 0.0	8.0 0.0	8.3 0.0	8.2 0.0	4.6	29.2 0.0		29.2
4	 Megan Mereniuk Canada	Rnd.1: 8.3 Rnd.2: 0.0	8.1 0.0	8.1 0.0	8.4 0.0	8.4 0.0	3.9	28.7 0.0		28.7
5	 Lee-Anne Morrison South Africa	Rnd.1: 8.1 Rnd.2: 0.0	7.5 0.0	8.1 0.0	8.0 0.0	8.0 0.0	3.5	27.6 0.0		27.6
6	 Sierra Boudreau Canada	Rnd.1: 8.1 Rnd.2: 0.0	8.3 0.0	8.2 0.0	8.1 0.0	8.3 0.0	2.6	27.2 0.0		27.2
7	 Kailey McLeod Canada	Rnd.1: 7.2 Rnd.2: 0.0	7.3 0.0	7.5 0.0	7.7 0.0	7.7 0.0	1.9	24.4 0.0		24.4



RESULTS

INDO PACIFIC CHAMPIONSHIPS 2006

12/07/2006






TUMBLING - Tumbling 13-14 Female Pre-Lims		J1	J2	J3	J4	J5	Diff	Points	Pen	Total
1	 Bianca Budler South Africa	Rnd.1: 8.5 Rnd.2: 8.2	8.3 8.2	8.5 8.3	8.0 8.1	8.3 8.2	5.6 5.2	30.7 29.8		60.5
2	 Lauren Ensworth Canada	Rnd.1: 8.2 Rnd.2: 8.6	8.4 8.7	8.3 8.4	8.4 8.5	8.2 8.3	3.9 4.2	28.8 29.7		58.5
3	 Megan Mereniuk Canada	Rnd.1: 8.5 Rnd.2: 8.3	8.5 8.4	8.4 8.5	8.5 8.6	8.2 8.3	3.9 3.3	29.3 28.5		57.8
4	 Sierra Boudreau Canada	Rnd.1: 8.4 Rnd.2: 8.4	8.5 8.2	8.5 8.5	8.5 8.6	8.3 8.4	2.9 3.2	28.3 28.5		56.8
5	 Jordyn McLean New Zealand	Rnd.1: 8.0 Rnd.2: 8.4	7.9 8.2	7.7 8.3	7.8 8.5	8.0 8.1	4.6 3.6	28.3 28.5		56.8
6	 Kailey McLeod Canada	Rnd.1: 8.1 Rnd.2: 8.6	8.1 8.5	8.0 8.3	8.4 8.4	8.3 8.3	3.1 3.4	27.6 28.6		56.2
7	 Lee-Anne Morrison South Africa	Rnd.1: 8.0 Rnd.2: 7.1	7.8 7.2	7.8 7.2	8.0 7.3	8.0 7.1	3.2 1.8	27.0 23.3		50.3



RESULTS

INDO PACIFIC CHAMPIONSHIPS 2006

12/07/2006






TUMBLING - Tumbling 13-14 Male Finals		J1	J2	J3	J4	J5	Diff	Points	Pen	Total
1	 Luke Hubbard Australia	Rnd.1: 8.3 Rnd.2: 0.0	8.0 0.0	8.0 0.0	8.2 0.0	8.2 0.0	6.6	31.0 0.0		31.0
2	 Tiaan Visagie South Africa	Rnd.1: 8.3 Rnd.2: 0.0	8.3 0.0	8.2 0.0	8.2 0.0	8.2 0.0	6.1	30.8 0.0		30.8
3	 Leon Ganswyk South Africa	Rnd.1: 8.2 Rnd.2: 0.0	7.9 0.0	8.0 0.0	8.1 0.0	8.3 0.0	5.2	29.5 0.0		29.5
4	 Andrew Kelly South Africa	Rnd.1: 8.2 Rnd.2: 0.0	8.1 0.0	8.1 0.0	8.1 0.0	8.0 0.0	4.1	28.4 0.0		28.4
5	 Curtis Gerein Canada	Rnd.1: 7.1 Rnd.2: 0.0	7.3 0.0	7.5 0.0	7.5 0.0	7.6 0.0	2.6	24.9 0.0		24.9



RESULTS

INDO PACIFIC CHAMPIONSHIPS 2006

12/07/2006

TUMBLING - Tumbling 13-14 Male Pre-Lims		J1	J2	J3	J4	J5	Diff	Points	Pen	Total
1	 Tiaan Visagie South Africa	Rnd.1: 8.1 Rnd.2: 8.4	7.9 8.3	7.9 8.2	8.4 8.3	7.9 8.4	5.6 6.5	29.5 31.5		61.0
2	 Luke Hubbard Australia	Rnd.1: 8.3 Rnd.2: 8.2	8.0 8.2	7.7 8.0	8.3 7.8	8.0 8.0	5.7 6.6	30.0 30.8		60.8
3	 Curtis Gerein Canada	Rnd.1: 8.3 Rnd.2: 8.1	8.0 7.8	8.0 8.0	8.3 8.1	8.3 8.3	4.8 5.6	29.4 29.8		59.2
4	 Leon Ganswyk South Africa	Rnd.1: 8.2 Rnd.2: 8.3	7.9 8.1	8.3 8.0	8.0 8.2	8.2 8.1	5.2 4.4	29.6 28.8		58.4
5	 Andrew Kelly South Africa	Rnd.1: 8.1 Rnd.2: 7.9	7.9 7.7	7.9 7.4	8.0 7.4	7.9 7.7	4.0 4.1	27.8 26.9		54.7




RESULTS

INDO PACIFIC CHAMPIONSHIPS 2006

12/07/2006

TUMBLING - Tumbling 17+ Female Finals

	J1	J2	J3	J4	J5	Diff	Points	Pen	Total
1  Patricia Dwyer New Zealand	Rnd.1: 7.3 Rnd.2: 7.9	7.5 8.1	7.6 7.9	7.4 7.7	7.6 7.9	2.4 4.3	24.9 28.0		52.9




RESULTS

INDO PACIFIC CHAMPIONSHIPS 2006

12/07/2006

TUMBLING - Tumbling 17+ Female Pre-Lims





	J1	J2	J3	J4	J5	Diff	Points	Pen	Total
1  Patricia Dwyer New Zealand	Rnd.1: 8.0 Rnd.2: 6.8	8.0 7.0	7.7 7.1	7.7 7.0	8.0 7.2	4.4 3.1	28.1 24.2		52.3



RESULTS

INDO PACIFIC CHAMPIONSHIPS 2006

12/07/2006





TUMBLING - Tumbling 17+ Male Finals		J1	J2	J3	J4	J5	Diff	Points	Pen	Total
1	 Motlhalefi Nko South Africa	Rnd.1: 8.3 Rnd.2: 8.5	8.1 8.4	8.3 8.2	8.2 8.5	8.2 8.3	7.5 6.1	32.2 31.3		63.5
2	 Michael Osupile South Africa	Rnd.1: 7.4 Rnd.2: 8.2	7.4 8.4	7.6 8.6	7.6 8.4	7.6 8.3	6.1 5.3	28.7 30.4		59.1
3	 Kenny Modisadife South Africa	Rnd.1: 8.4 Rnd.2: 8.0	8.3 8.3	8.3 8.1	8.6 8.3	8.4 8.2	4.7 4.4	29.8 29.0		58.8
4	 Herman Heunis South Africa	Rnd.1: 7.7 Rnd.2: 8.2	7.8 8.0	7.7 8.0	7.7 8.0	7.6 8.1	4.6 5.2	27.7 29.3		57.0



RESULTS

INDO PACIFIC CHAMPIONSHIPS 2006

12/07/2006




TUMBLING - Tumbling 17+ Male Pre-Lims		J1	J2	J3	J4	J5	Diff	Points	Pen	Total
1	 Motlhalefi Nko South Africa	Rnd.1: 8.5 Rnd.2: 8.5	8.0 8.4	8.2 8.3	8.4 8.2	8.3 8.4	6.7 6.1	31.6 31.2		62.8
2	 Michael Osupile South Africa	Rnd.1: 8.4 Rnd.2: 8.1	8.2 8.1	8.1 8.2	8.3 8.1	8.2 8.3	6.4 5.3	31.1 29.7		60.8
3	 Kenny Modisadife South Africa	Rnd.1: 8.3 Rnd.2: 8.2	8.3 8.4	8.2 8.6	8.6 8.4	8.4 8.3	4.7 5.3	29.7 30.4		60.1
4	 Herman Heunis South Africa	Rnd.1: 8.2 Rnd.2: 8.0	8.1 7.9	8.3 7.9	7.9 7.9	8.3 8.0	4.6 5.2	29.2 29.0		58.2



RESULTS

INDO PACIFIC CHAMPIONSHIPS 2006

12/07/2006

TUMBLING - Tumbling 10-12 Female Pre-Lims		J1	J2	J3	J4	J5	Diff	Points	Pen	Total
1	 Shannon St James Canada	Rnd.1: 8.4 Rnd.2: 8.3	8.6 8.5	8.5 8.3	8.4 8.2	8.2 8.4	3.1 3.6	28.4 28.6		57.0
2	 Charne Smyth South Africa	Rnd.1: 8.2 Rnd.2: 8.2	8.4 8.2	8.1 8.1	8.3 8.2	8.0 8.0	2.6 2.9	27.2 27.4		54.6
3	 Lezaan Jordaan South Africa	Rnd.1: 8.3 Rnd.2: 7.4	8.2 7.5	8.1 7.5	8.2 7.4	8.1 7.3	4.1 3.1	28.6 25.4		54.0




RESULTS

INDO PACIFIC CHAMPIONSHIPS 2006

12/07/2006

TUMBLING - Tumbling 10-12 Male Finals

		J1	J2	J3	J4	J5	Diff	Points	Pen	Total
1	 Marcel Schreuder South Africa	Rnd.1: 7.9 Rnd.2: 0.0	8.0 0.0	7.9 0.0	8.2 0.0	7.9 0.0	3.2	27.0 0.0		27.0




RESULTS

INDO PACIFIC CHAMPIONSHIPS 2006

12/07/2006

TUMBLING - Tumbling 10-12 Male Pre-Lims

	J1	J2	J3	J4	J5	Diff	Points	Pen	Total
1  Marcel Schreuder South Africa	Rnd.1: 8.2 Rnd.2: 7.8	8.0 7.9	8.2 7.9	8.3 7.8	7.9 7.9	3.2 3.7	27.6 27.3		54.9




RESULTS

INDO PACIFIC CHAMPIONSHIPS 2006

12/07/2006

TUMBLING - Tumbling Female Snr International Final

	J1	J2	J3	J4	J5	Diff	Points	Pen	Total
1  Kyla Phillips South Africa	Rnd.1: 8.5	8.5	8.4	8.6	8.4	5.1	30.5		
	Rnd.2: 8.4	8.6	8.5	8.5	8.3	6.3	31.7		62.2



RESULTS

INDO PACIFIC CHAMPIONSHIPS 2006

12/07/2006





TUMBLING - Tumbling Female Snr Intern Pre-Lims		J1	J2	J3	J4	J5	Diff	Points	Pen	Total
1	 Kyla Phillips South Africa	Rnd.1:	8.5	8.5	8.5	8.6	8.4	4.7	30.2	
		Rnd.2:	8.4	8.3	8.6	8.4	8.3	6.3	31.4	61.6



RESULTS

INDO PACIFIC CHAMPIONSHIPS 2006

12/07/2006





TUMBLING - Tumbling Male Snr International Finals		J1	J2	J3	J4	J5	Diff	Points	Pen	Total
1	 Lebogang Ramokopelwa South Africa	Rnd.1: 8.5 Rnd.2: 8.6	8.6 8.1	8.4 8.3	8.4 8.5	8.4 8.5	6.7 9.5	32.0 34.8		66.8
2	 Lee Budler South Africa	Rnd.1: 8.2 Rnd.2: 8.1	8.3 7.8	8.2 8.2	8.0 7.7	8.1 8.0	6.7 7.5	31.2 31.4		62.6
3	 Lebogang Maleshane South Africa	Rnd.1: 8.1 Rnd.2: 7.8	8.0 7.5	8.0 7.7	7.9 7.4	8.0 7.7	6.7 7.5	30.7 30.4		61.1
4	 Potse Gopane South Africa	Rnd.1: 7.3 Rnd.2: 8.1	7.4 8.0	7.4 8.1	7.4 8.3	7.2 8.4	6.0 6.7	28.1 31.2		59.3



RESULTS

INDO PACIFIC CHAMPIONSHIPS 2006

12/07/2006








TUMBLING - Tumbling Male Snr Internat Pre-Lims		J1	J2	J3	J4	J5	Diff	Points	Pen	Total
1	 Lebogang Ramokopelwa South Africa	Rnd.1: 8.5 Rnd.2: 8.3	8.2 8.2	8.2 8.2	8.5 8.2	8.2 8.2	6.7 7.9	31.6 32.5		64.1
2	 Lee Budler South Africa	Rnd.1: 8.3 Rnd.2: 8.2	8.0 7.9	8.4 7.9	8.3 7.9	8.1 8.3	6.7 7.5	31.4 31.5		62.9
3	 Potse Gopane South Africa	Rnd.1: 8.0 Rnd.2: 8.4	7.9 8.2	8.1 8.4	8.1 8.3	8.1 8.4	6.6 5.7	30.8 30.8		61.6
4	 Lebogang Maleshane South Africa	Rnd.1: 8.4 Rnd.2: 6.2	8.4 6.0	8.5 6.1	8.3 5.8	8.3 6.0	6.7 4.1	31.8 22.2		54.0



RESULTS

INDO PACIFIC CHAMPIONSHIPS 2006

12/07/2006








TUMBLING - Tumbling 15-16 Female Finals		J1	J2	J3	J4	J5	Diff	Points	Pen	Total
1	 Teja Durante Canada	Rnd.1: 8.6 Rnd.2: 8.6	8.2 8.3	8.4 8.3	8.7 8.3	8.5 8.3	4.2 5.0	29.7 29.9		59.6
2	 Malinda Carlini Canada	Rnd.1: 8.5 Rnd.2: 8.5	8.5 8.6	8.5 8.6	8.5 8.4	8.4 8.5	4.4 4.0	29.9 29.6		59.5
3	 Nadine Burger South Africa	Rnd.1: 8.4 Rnd.2: 8.3	8.1 8.2	8.1 8.2	8.0 8.2	8.1 8.0	3.8 4.1	28.1 28.7		56.8
4	 Rozanne Oeschger South Africa	Rnd.1: 8.4 Rnd.2: 7.3	8.3 7.6	8.2 7.8	8.5 7.6	8.1 7.4	4.5 3.2	29.4 25.8		55.2
5	 Katrina Yeoman Australia	Rnd.1: 8.1 Rnd.2: 8.0	8.0 7.9	8.1 8.0	8.0 7.8	8.0 7.9	3.4 3.4	27.5 27.2		54.7
6	 Frances Ayres South Africa	Rnd.1: 6.9 Rnd.2: 8.1	7.1 8.0	7.5 8.3	7.6 8.1	7.2 8.0	2.3 4.4	24.1 28.6		52.7
7	 Molebogeng Kgadiete South Africa	Rnd.1: 7.2 Rnd.2: 6.9	6.9 7.3	7.5 7.4	7.6 7.2	7.4 7.5	1.9 2.5	24.0 24.4		48.4



RESULTS

INDO PACIFIC CHAMPIONSHIPS 2006

12/07/2006





TUMBLING - Tumbling 15-16 Female Pre-Lims		J1	J2	J3	J4	J5	Diff	Points	Pen	Total
1	 Rozanne Oeschger South Africa	Rnd.1: 8.3 Rnd.2: 8.3	8.5 8.5	8.5 8.5	8.5 8.2	8.2 8.3	4.6 4.7	29.9 29.8		59.7
2	 Nadine Burger South Africa	Rnd.1: 8.4 Rnd.2: 8.5	8.5 7.7	8.4 8.1	8.2 7.9	8.3 8.2	3.8 4.1	28.9 28.3		57.2
3	 Teja Durante Canada	Rnd.1: 7.6 Rnd.2: 8.5	7.4 8.3	7.8 8.3	7.8 8.5	7.5 8.4	1.8 5.0	24.7 30.2		54.9
4	 Malinda Carlini Canada	Rnd.1: 7.2 Rnd.2: 8.3	7.9 8.8	7.9 8.5	8.0 8.4	7.6 8.4	2.0 4.1	25.4 29.4		54.8
5	 Molebogeng Kgadiete South Africa	Rnd.1: 8.2 Rnd.2: 7.1	8.3 7.3	8.0 7.5	8.1 7.4	8.4 7.5	4.3 2.6	28.9 24.8		53.7
6	 Frances Ayres South Africa	Rnd.1: 8.3 Rnd.2: 7.0	8.5 7.5	8.3 7.5	8.3 7.2	8.1 7.2	4.3 2.5	29.2 24.4		53.6
7	 Katrina Yeoman Australia	Rnd.1: 7.2 Rnd.2: 8.1	6.7 8.1	7.1 8.1	6.8 8.0	7.0 8.0	1.9 4.0	22.8 28.2		51.0



RESULTS

INDO PACIFIC CHAMPIONSHIPS 2006

12/07/2006





TUMBLING - Tumbling 15-16 Male Finals		J1	J2	J3	J4	J5	Diff	Points	Pen	Total
1	 Katlego Ramokopelwa South Africa	Rnd.1: 8.8 Rnd.2: 8.5	8.8 8.3	8.7 8.5	8.6 8.4	8.5 8.5	4.7 5.7	30.8 31.1		61.9
2	 Karabo Legetho South Africa	Rnd.1: 8.4 Rnd.2: 8.1	8.5 7.8	8.4 7.9	8.6 8.2	8.4 8.1	4.7 5.3	30.0 29.4		59.4
3	 Reece Thompson Australia	Rnd.1: 8.0 Rnd.2: 7.9	7.9 7.8	7.9 7.7	8.0 7.7	7.8 8.0	5.6 4.8	29.4 28.2		57.6
4	 Tiaki Temiha Australia	Rnd.1: 7.5 Rnd.2: 7.4	7.7 7.4	8.0 7.5	7.7 7.2	7.9 7.5	2.8 4.1	26.1 26.4		52.5



RESULTS

INDO PACIFIC CHAMPIONSHIPS 2006

12/07/2006




TUMBLING - Tumbling 15-16 Male Pre-Lims		J1	J2	J3	J4	J5	Diff	Points	Pen	Total
1	 Katlego Ramokopelwa South Africa	Rnd.1: 8.7 Rnd.2: 8.4	8.6 7.9	8.6 8.4	8.6 8.3	8.5 8.4	4.7 5.3	30.5 30.4		60.9
2	 Reece Thompson Australia	Rnd.1: 8.4 Rnd.2: 7.7	8.5 7.9	8.3 8.0	8.1 7.8	8.2 8.0	5.0 5.3	29.9 29.0		58.9
3	 Karabo Legetho South Africa	Rnd.1: 8.6 Rnd.2: 7.4	8.5 7.4	8.6 7.8	8.5 7.7	8.5 7.7	4.7 2.5	30.3 25.3		55.6
4	 Tiaki Temiha Australia	Rnd.1: 8.1 Rnd.2: 5.0	7.9 4.7	8.1 4.5	8.3 4.5	8.1 5.0	2.8 1.7	27.1 15.9		43.0



RESULTS

INDO PACIFIC CHAMPIONSHIPS 2006

12/07/2006

TUMBLING - Tumbling 10-12 Female Finals		J1	J2	J3	J4	J5	Diff	Points	Pen	Total
1	 Shannon St James Canada	Rnd.1: 8.4 Rnd.2: 0.0	8.6 0.0	8.6 0.0	8.4 0.0	8.5 0.0	3.6	29.1 0.0		29.1
2	 Lezaan Jordaan South Africa	Rnd.1: 8.3 Rnd.2: 0.0	8.2 0.0	8.0 0.0	8.1 0.0	8.0 0.0	4.7	29.0 0.0		29.0
3	 Charne Smyth South Africa	Rnd.1: 8.1 Rnd.2: 0.0	8.0 0.0	8.1 0.0	8.2 0.0	7.9 0.0	3.0	27.2 0.0		27.2